

The Annual Quality Assurance Report (AQAR) of the IQAC

2016-17

All NAAC accredited institutions will submit an annual self-reviewed progress report to NAAC, through its IQAC. The report is to detail the tangible results achieved in key areas, specifically identified by the institutional IQAC at the beginning of the academic year. The AQAR will detail the results of the perspective plan worked out by the IQAC. (Note: The AQAR period would be the Academic Year. For example, July 1, 2012 to June 30, 2013)

Part – A

I. Details of the Institution

| | |
|--------------------------------------|---|
| 1.1 Name of the Institution | Seth Kesarimal Porwal College of Arts & Science & Commerce, Kamptee |
| 1.2 Address Line 1 | Near Dragon Palace |
| Address Line 2 | Kamptee |
| City/Town | District - Kamptee |
| State | Maharashtra |
| Pin Code | 441001 |
| Institution e-mail address | principal@skpckamptee.org |
| Contact Nos. | 9272226921 |
| Name of the Head of the Institution: | Dr. M.B. Bagade |
| Tel. No. with STD Code: | 9272226921 |
| Mobile: | 9890830914 |

Name of the IQAC Co-ordinator:

Dr. Manish R. Chakravarty

Mobile:

9421701694

IQAC e-mail address:

skpciqac@gmail.com

1.3 NAAC Track ID (For ex. MHCOGN 18879)

MHCOGN11004

1.4 NAAC Executive Committee No. & Date:

(For Example EC/32/A&A/143 dated 3-5-2004.

This EC no. is available in the right corner- bottom of your institution's Accreditation Certificate)

EC (SC)/17/A&A/23.3 dated 16.09.2016

1.5 Website address:

www.skpcampree.org

Web-link of the AQAR:

For ex. <http://www.ladykeanecollege.edu.in/AQAR2012-13.doc>

1.6 Accreditation Details

| Sl. No. | Cycle | Grade | CGPA | Year of Accreditation | Validity Period |
|---------|-----------------------|-------|------|-----------------------|-----------------|
| 1 | 1 st Cycle | B++ | - | 16/06/2004 | 05 years |
| 2 | 2 nd Cycle | B | 2.82 | 28/03/2010 | 05 years |
| 3 | 3 rd Cycle | A | 3.01 | 16/09/2016 | 05 years |
| 4 | 4 th Cycle | - | - | - | - |

1.7 Date of Establishment of IQAC :DD/MM/YYYY

29/04/2005

1.8 AQAR for the year (for example 2010-11)

2016-17

1.9 Details of the previous year's AQAR submitted to NAAC after the latest Assessment and Accreditation by NAAC (*for example AQAR 2010-11 submitted to NAAC on 12-10-2011*)

- i. AQAR 2011-12 _____ 29/06/2012 ____ (DD/MM/YYYY)
- ii. AQAR 2012-13 _____ 09/12/2013 ____ (DD/MM/YYYY)
- iii. AQAR 2013-14 _____ 18/09/2014 ____ (DD/MM/YYYY)
- iv. AQAR 2014-15 _____ 15/10/2015 ____ (DD/MM/YYYY)
- v. AQAR 2015-16 _____ 05/09/2017 ____ (DD/MM/YYYY)

1.10 Institutional Status

University State Central Deemed Private

Affiliated College Yes No

Constituent College Yes No

Autonomous college of UGC Yes No

Regulatory Agency approved Institution Yes No

(eg. AICTE, BCI, MCI, PCI, NCI)

Type of Institution Co-education Men Women

Urban Rural Tribal

Financial Status Grant-in-aid UGC 2(f) UGC 12B

Grant-in-aid + Self Financing Totally Self-financing

1.11 Type of Faculty/Programme

Arts Science Commerce Law PEI (Phys Edu)

TEI (Edu) Engineering Health Science Management

Others (Specify)

NIL

1.12 Name of the Affiliating University (*for the Colleges*)

Rashtrasant Tukadoji Maharaj
Nagpur University, Nagpur (MS)

1.13 Special status conferred by Central/ State Government-- UGC /CSIR/DST/DBT/ICMR etc

Autonomy by State/Central Govt. / University

No

University with Potential for Excellence

No

UGC-CPE

No

DST Star Scheme

No

UGC-CE

No

UGC-Special Assistance Programme

No

DST-FIST

No

UGC-Innovative PG programmes

No

Any other (*Specify*)

No

UGC-COP Programmes

Yes

2. IQAC Composition and Activities

2.1 No. of Teachers

07 (Seven)

2.2 No. of Administrative/Technical staff

01

2.3 No. of students

Nil

2.4 No. of Management representatives

02 (Two)

2.5 No. of Alumni

01 (One)

2.6 No. of any other stakeholder and

Nil

Community representatives

2.7 No. of Employers/ Industrialists

Nil

2.8 No. of other External Experts

Nil

2.9 Total No. of members

11 (Eleven)

2.10 No. of IQAC meetings held

04 (Four)

2.11 No. of meetings with various stakeholders:

No.

04

Faculty

02

Non-Teaching Staff Students Alumni Others

2.12 Has IQAC received any funding from UGC during the year? Yes No

If yes, mention the amount

2.13 Seminars and Conferences (only quality related)

(i) No. of Seminars/Conferences/ Workshops/Symposia organized by the IQAC

Total Nos. International National State Institution Level

(ii) Themes

2.14 Significant Activities and contributions made by IQAC

Conducted workshops on enhancing English language skills for students and for staff ,
Placements of teachers and students. Tree plantation drives. Training programmes for teachers
& students

2.15 Plan of Action by IQAC/Outcome

The plan of action chalked out by the IQAC in the beginning of the year towards quality enhancement and the outcome achieved by the end of the year *

| Plan of Action | Achievements |
|----------------------------|--|
| Activities as per calendar | All activities stated in calendar carried out successfully (Calendar is attached). |

* Attach the Academic Calendar of the year as Annexure.

2.15 Whether the AQAR was placed in statutory body Yes No

Management Syndicate Any other body

Provide the details of the action taken

All activities were taken up as per the calendar.

Part – B

Criterion – I

I. Curricular Aspects

1.1 Details about Academic Programmes

| Level of the Programme | Number of existing Programmes | Number of programmes added during the year | Number of self-financing programmes | Number of value added / Career Oriented programmes |
|------------------------|-------------------------------|--|-------------------------------------|--|
| PhD | 02 | Nil | 02 | Nil |
| PG | 05 | Nil | 05 | Nil |
| UG | 03 | Nil | Nil | Nil |
| PG Diploma | Nil | Nil | Nil | Nil |
| Advanced Diploma | Nil | Nil | Nil | Nil |
| Diploma | Nil | Nil | Nil | Nil |
| Certificate | 02 | Nil | 02 | 02 |
| Others | Nil | Nil | Nil | Nil |
| Total | 12 | Nil | 09 | 02 |
| Interdisciplinary | Nil | Nil | Nil | Nil |
| Innovative | Nil | Nil | Nil | Nil |

1.2 (i) Flexibility of the Curriculum: CBCS/Core/Elective option / Open options

(ii) Pattern of programmes:

| Pattern | Number of programmes |
|-----------|----------------------|
| Semester | 06 |
| Trimester | Nil |
| Annual | 02 |

1.3 Feedback from stakeholders* Alumni Parents Employers Students
(On all aspects)

Mode of feedback : Online Manual Co-operating schools (for PEI)

**Please provide an analysis of the feedback in the Annexure*

1.4 Whether there is any revision/update of regulation or syllabi, if yes, mention their salient aspects.

The Board of Studies (RTM Nagpur University) updates the syllabus at regular intervals. B.Sc., B.Com, B.A. and PG courses revised.

1.5 Any new Department/Centre introduced during the year. If yes, give details.

No

Criterion – II

2. Teaching, Learning and Evaluation

2.1 Total No. of permanent faculty

| Total | Asst. Professors | Associate Professors | Professors | Others |
|-------|------------------|----------------------|------------|--------|
| 48 | 35 | 13 | Nil | Nil |

2.2 No. of permanent faculty with Ph.D.

37

2.3 No. of Faculty Positions Recruited (R) and Vacant (V) during the year

| Asst. Professors | | Associate Professors | | Professors | | Others | | Total | |
|------------------|----|----------------------|----|------------|----|--------|----|-------|----|
| R | V | R | V | R | V | R | V | R | V |
| 00 | 06 | 00 | 00 | 00 | 00 | 00 | 00 | 01 | 06 |

2.4 No. of Guest and Visiting faculty and Temporary faculty

00

01

20

2.5 Faculty participation in conferences and symposia:

| No. of Faculty | International level | National level | State level |
|------------------|---------------------|----------------|-------------|
| Attended | 6 | 35 | 5 |
| Presented papers | 5 | 21 | 5 |
| Resource Persons | 2 | 1 | - |

2.6 Innovative processes adopted by the institution in Teaching and Learning:

ICT, Smart classrooms

2.7 Total No. of actual teaching days during this academic year

180 days

2.8 Examination/ Evaluation Reforms initiated by the Institution (for example: Open Book Examination, Bar Coding, Double Valuation, Photocopy, Online Multiple Choice Questions)

As per the directions of Rashtrasant Tukadoji Maharaj Nagpur University, Nagpur

2.9 No. of faculty members involved in curriculum restructuring/revision/syllabus development as member of Board of Study/Faculty/Curriculum Development workshop

07

07

07

2.10 Average percentage of attendance of students

78 %

2.11 Course/Programme wise distribution of pass percentage:

| Title of the Programme | Total no. of students appeared | Division | | | | |
|-------------------------|--------------------------------|---------------|------|------|-------|--------|
| | | Distinction % | I % | II % | III % | Pass % |
| B.A. | 93 | 0 | 0 | 33.3 | 66.7 | 32.3 |
| B.Com | 143 | 0 | 7.8 | 66.7 | 25.6 | 62.9 |
| B.Sc. | 111 | 4.8 | 40.5 | 54.8 | 0 | 75.7 |
| M.A. (Sociology) | 21 | 0 | 0 | 21 | 78.9 | 90.5 |
| M.A. (Economics) | 06 | 0 | 0 | 0 | 100 | 16.7 |
| M.Sc. (Chemistry) | 17 | 13.3 | 86.7 | 0 | 0 | 88.2 |
| M.Sc. (Microbiology) | 11 | 81.8 | 18.2 | 0 | 0 | 100 |
| M.Com | 16 | 11.1 | 88.9 | 0 | 0 | 56.3 |

2.12 How does IQAC Contribute/Monitor/Evaluate the Teaching & Learning processes:

- | |
|---|
| <ul style="list-style-type: none"> i) Monthly check of Daily Diary ii) Periodic enquiry about course completion |
|---|

2.13 Initiatives undertaken towards faculty development

| <i>Faculty / Staff Development Programmes</i> | <i>Number of faculty benefitted</i> |
|--|-------------------------------------|
| Refresher courses | 05 |
| UGC – Faculty Improvement Programme | Nil |
| HRD programmes | Nil |
| Orientation programmes | 03 |
| Faculty exchange programme | Nil |
| Staff training conducted by the university | Nil |
| Staff training conducted by other institutions | Nil |
| Summer / Winter schools, Workshops, etc. | Nil |
| Others | Nil |

2.14 Details of Administrative and Technical staff

| Category | Number of Permanent Employees | Number of Vacant Positions | Number of permanent positions filled during the Year | Number of positions filled temporarily |
|----------------------|-------------------------------|----------------------------|--|--|
| Administrative Staff | 22 | 03 | Nil | Nil |
| Technical Staff | 37 | 07 | Nil | Nil |

Criterion – III

3. Research, Consultancy and Extension

3.1 Initiatives of the IQAC in Sensitizing/Promoting Research Climate in the institution

Departments of Chemistry and Microbiology (in the Year 2012) have been recognized as Research Centres for Ph.D., affiliated to Rashtrasant Tukadoji Maharaj Nagpur University, Nagpur. A week-long Workshop on developing fluency in English for the staff members was conducted. Incentives are offered to teachers for quality research publications.

3.2 Details regarding major projects

| | Completed | Ongoing | Sanctioned | Submitted |
|---------------------|-----------|-----------|------------|-----------|
| Number | Nil | 05 | Nil | Nil |
| Outlay in Rs. Lakhs | Nil | 59,83,277 | Nil | Nil |

3.3 Details regarding minor projects

| | Completed | Ongoing | Sanctioned | Submitted |
|---------------------|-----------|---------|------------|-----------|
| Number | 01 | 01 | 1,50,000 | 01 |
| Outlay in Rs. Lakhs | 1,50,000 | 90,000 | 90,000 | Nil |

3.4 Details on research publications

| | International | National | Others |
|--------------------------|---------------|----------|--------|
| Peer Review Journals | 58 | 16 | Nil |
| Non-Peer Review Journals | Nil | 02 | 07 |
| e-Journals | 48 | 10 | Nil |
| Conference proceedings | 06 | 08 | Nil |

3.5 Details on Impact factor of publications:

Range Average h-index Nos. in SCOPUS

3.6 Research funds sanctioned and received from various funding agencies, industry and other organisations

| Nature of the Project | Duration Year | Name of the funding Agency | Total grant sanctioned | Received |
|-----------------------|---------------|----------------------------|------------------------|-----------|
| Major projects | 1 (Ongoing) | SERB & DST | 12,00,000 | 11,00,000 |
| Major projects | 3 (Ongoing) | UGC | 47,83,277 | 42,35,080 |

| | | | | |
|--|--------------|-----|-----------|-----------|
| Minor Projects | 01(Completed | UGC | 1,50,000 | 1,10,000 |
| | 01(Ongoing) | UGC | 90,000 | Nil |
| Interdisciplinary Projects | Nil | Nil | Nil | Nil |
| Industry sponsored | Nil | Nil | Nil | Nil |
| Projects sponsored by the University/ College | Nil | Nil | Nil | Nil |
| Students research projects <i>(other than compulsory by the University)</i> | Nil | Nil | Nil | Nil |
| Any other(Specify) | Nil | Nil | Nil | Nil |
| Total | 06 | | 62,23,277 | 54,45,080 |

3.7 No. of books published i) With ISBN No. Chapters in Edited Books

ii) Without ISBN No.

3.8 No. of University Departments receiving funds from

UGC-SAP CAS DST-FIST
DPE DBT Scheme/funds

3.9 For colleges
Autonomy CPE DBT Star Scheme
INSPIRE CE Any Other (specify)

3.10 Revenue generated through consultancy

3.11 No. of conferences
organized by the Institution

| Level | International | National | State | University | College |
|---------------------|---------------|----------|-------|------------|---------|
| Number | Nil | Nil | Nil | Nil | Nil |
| Sponsoring agencies | Nil | Nil | Nil | Nil | Nil |

3.12 No. of faculty served as experts, chairpersons or resource persons

3.13 No. of collaborations International National Any other

3.14 No. of linkages created during this year

3.15 Total budget for research for current year in lakhs:

| | | | |
|---------------------|-----------|---------------------------------------|----------|
| From Funding agency | 54,72,580 | From Management of University/College | 1,00,000 |
| Total | 55,72,580 | | |

3.16 No. of patents received this year

| Type of Patent | | Number |
|----------------|---------|--------|
| National | Applied | Nil |
| | Granted | Nil |
| International | Applied | Nil |
| | Granted | Nil |
| Commercialised | Applied | Nil |
| | Granted | Nil |

3.17 No. of research awards/ recognitions received by faculty and research fellows Of the institute in the year

| Total | International | National | State | University | Dist | College |
|-------|---------------|----------|-------|------------|------|---------|
| Nil | - | - | - | 06 | - | - |

3.18 No. of faculty from the Institution who are Ph. D. Guides and students registered under them

| |
|----|
| 18 |
| 32 |

3.19 No. of Ph.D. students awarded under faculty from the Institution

| |
|----|
| 11 |
|----|

3.20 No. of Research scholars receiving the Fellowships (Newly enrolled + existing ones)

| | | | | | | | |
|-----|-----|-----|-----|-----------------|-----|-----------|-----|
| JRF | NIL | SRF | NIL | Project Fellows | NIL | Any other | NIL |
|-----|-----|-----|-----|-----------------|-----|-----------|-----|

3.21 No. of students Participated in NSS events:

| | | | |
|------------------|----|---------------------|-----|
| University level | 06 | State level | NIL |
| National level | 03 | International level | NIL |

3.22 No. of students participated in NCC events:

| | | | |
|------------------|-----|---------------------|-----|
| University level | NIL | State level | 05 |
| National level | 01 | International level | NIL |

3.23 No. of Awards won in NSS:

| | | | |
|------------------|-----|---------------------|-----|
| University level | NIL | State level | 01 |
| National level | NIL | International level | NIL |

3.24 No. of Awards won in NCC:

| | | | |
|------------------|-----|---------------------|-----|
| University level | NIL | State level | 04 |
| National level | NIL | International level | NIL |

3.25 No. of Extension activities organized

| | | | | | |
|------------------|----|---------------|----|-----------|-----|
| University forum | 1 | College forum | 22 | | |
| NCC | 01 | NSS | 06 | Any other | NIL |

3.26 Major Activities during the year in the sphere of extension activities and Institutional Social Responsibility

- Special Service camp (college level) held at Shirpur-Ghorpad village (102 NSS volunteers participated).
- Rallies on topics such as blood donation, road safety campaign, construction of safety tanks, Gram swacchata.
- "Beti padhao - Beti bachao Abhiyan"
- "Swaccha Bharat Abhiyan"
- Free medical check-up camp
- Participation in Blood donation camps
- Cleaning of college campus under Environment Education programme
- Sickle cell awareness programme

Criterion – IV

4. Infrastructure and Learning Resources

4.1 Details of increase in infrastructure facilities:

| Facilities | Existing | Newly created | Source of Fund | Total |
|---|----------------|---------------|----------------|-----------|
| Campus area | 58230 sq. mts. | NIL | - | - |
| Class rooms | 22 | NIL | - | 22 |
| Laboratories | 10 | NIL | | 10 |
| Seminar Halls | 01 | NIL | | 01 |
| No. of important equipments purchased (\geq 1-0 lakh) during the current year. | 0 | 0 | | 0 |
| Value of the equipment purchased during the year (Rs. in Lakhs) | 9,09,494 | 8,75,394 | UGC + College | 17,84,888 |
| Others | - | - | | - |

4.2 Computerization of administration and library

The office and Library have been computerized.

4.3 Library services:

| | Existing | | Newly added | | Total | |
|------------------|-----------------------------------|----------------|-----------------------------------|------------|-------|----------------|
| | No. | Value | No. | Value | No. | Value |
| Text Books | 46914 | 46,96,610.26/- | 361 | 74,520/- | 46914 | 47,71,130.26/- |
| Reference Books | 3338 | 7,19,872.3/- | 617 | 2,47,690/- | 3338 | 9,67,562.3/- |
| e-Books | Access Through N-List (Inflibnet) | 15,725/- | Access Through N-List (Inflibnet) | 5750/- | 04 | 21,475 |
| Journals | 31 | 99540 | 11 | 32750 | 42 | 1,32,290/- |
| e-Journals | | | | | | |
| Digital Database | | | | | | |

| | | | | | | |
|------------------|----|------|--|--|----|------|
| CD & Video | 08 | 4000 | | | 08 | 4000 |
| Others (specify) | | | | | | |

4.4 Technology up gradation (overall)

| | Total Computers | Computer Labs | Internet | Browsing Centres | Computer Centres | Office | Departments | Others |
|----------|-----------------|---------------|-------------------------|------------------|------------------|--------|-------------|--------|
| Existing | 84 | 02 | 01 | NIL | NIL | NIL | NIL | NIL |
| Added | 02 | NIL | Internet in all Deptts. | 01 | NIL | 02 | 06 | NIL |
| Total | 86 | 02 | Internet in all Deptts. | 01 | NIL | 02 | 06 | NIL |

4.5 Computer, Internet access, training to teachers and students and any other programme for technology upgradation (Networking, e-Governance etc.)

Computer facilities and internet access have been provided to the staff, and these facilities are being utilized optimally.

4.6 Amount spent on maintenance in lakhs:

| | |
|--|------------------|
| i) ICT | 2,30,375 |
| ii) Campus Infrastructure and facilities | 10,97,837 |
| iii) Equipments | 5,77,128 |
| iv) Others | 3,14,795 |
| Total : | 22,20,135 |

Criterion – V

5. Student Support and Progression

5.1 Contribution of IQAC in enhancing awareness about Student Support Services

IQAC regularly notifies the different activities and support services through different committees. Training programmes for students are regularly organised. A pro-active approach is adopted to ensure that students are benefitted.

5.2 Efforts made by the institution for tracking the progression

1. Periodic meetings of teaching staff with Principal for course completion.
2. Student feedback system.

5.3 (a) Total Number of students

| UG | PG | Ph. D. | Others |
|------|-----|--------|--------|
| 2021 | 199 | 03 | - |

(b) No. of students outside the state

18

(c) No. of international students

NIL

| | | | | | |
|-----|----|---|-------|----|---|
| Men | No | % | Women | No | % |
| | - | - | | - | - |

| Last Year 2015-16 | | | | | | This Year 2016-17 | | | | | |
|-------------------|-----|----|-----|-----------------------|-------|-------------------|-----|----|-----|-----------------------|-------|
| General | SC | ST | OBC | Physically Challenged | Total | General | SC | ST | OBC | Physically Challenged | Total |
| 594 | 619 | 44 | 904 | 05 | 2166 | 651 | 653 | 47 | 868 | 04 | 2223 |

Demand ratio:- 5 : 6

Dropout % :- 5.2%

5.4 Details of student support mechanism for coaching for competitive examinations (If any)

General Competition conducted through Eklavya Dnyan Wardini Bahuuddeshiya Sanstha, Nagpur. Lectures on personality development, training for competitive exams, etc. held.

No. of students beneficiaries

350

5.5 No. of students qualified in these examinations

| | | | | | | | |
|-------------|-----|-----------|-----|------|-----|--------|-----|
| NET | 08 | SET/SLET | NIL | GATE | 06 | CAT | NIL |
| IAS/IPS etc | NIL | State PSC | NIL | UPSC | NIL | Others | 01 |

5.6 Details of student counselling and career guidance

- Facilitated Open Campus Pool interviews
- Conducted Guest Lectures
- Workshop on CV writing
- Database provided to prospective employers

No. of students benefitted

152

5.7 Details of campus placement

| <i>On campus</i> | | | <i>Off Campus</i> |
|---------------------------------|---------------------------------|---------------------------|---------------------------|
| Number of Organizations Visited | Number of Students Participated | Number of Students Placed | Number of Students Placed |
| 01 | 144 | 02 | 02 |

5.8 Details of gender sensitization programmes

Orientation programme on ICC (Internal Complaints Committee) was held for all the students. Focus was on prevention of sexual harassment of women at workplace. Walkathon was arranged on Women's Day. Lectures were delivered. Posters are displayed.

5.9 Students Activities

5.9.1 No. of students participated in Sports, Games and other events

State/ University level

14

National level

NIL

International level

NIL

No. of students participated in cultural events

State/ University level

NIL

National level

NIL

International level

NIL

5.9.2 No. of medals /awards won by students in Sports, Games and other events

Sports: State/ University level

02

National level

NIL

International level

NIL

Cultural: State/ University level

NIL

National level

NIL

International level

NIL

5.10 Scholarships and Financial Support

| | Number of students | Amount |
|--|--------------------|-----------|
| Financial support from institution | 65 | 1,68,000 |
| Financial support from government | 585 | 18,32,440 |
| Financial support from other sources | 53 | 5510 |
| Number of students who received International/ National recognitions | - | - |

5.11 Student organised / initiatives

Fairs : State/ University level National level International level

Exhibition: State/ University level National level International level

5.12 No. of social initiatives undertaken by the students

5.13 Major grievances of students (if any) redressed: Not applicable

Criterion – VI

6. Governance, Leadership and Management

6.1 State the Vision and Mission of the institution

The vision of the Institution is:-

1. Education for all.
2. Education as a means of eliminating poverty.
3. Education as a means of social inclusiveness and communal harmony.

The mission of the Institution is:-

To provide advance quality education and knowledge to all especially to the deprived section of the society.

1. To cater for the all round development of the students, including academic, sports and cultural development
2. To develop a sense of community feeling among the students.
3. To develop social awareness and social commitment in the students.
4. To develop leadership and proactive qualities among the students so as to be competitive and successful in career building.

6.2 Does the Institution / Department has a management Information System

Yes, Master Software for regular monitoring.

6.3 Quality important strategies adopted by the Institution / Department for each of the following.

6.3.1 Curriculum Development

The college follows the curriculum provided by the RTM Nagpur University, Nagpur. The institution allows teachers to participate freely in curriculum development. Teachers are given daily diaries for each year. The diaries are checked by the Principal and Heads of Department on monthly basis. In some subjects, our faculty members are actively involved in Board of Studies and teacher associations for conducting workshop on curriculum development.

6.3.2 Teaching and Learning

All the teachers are required to adhere to a teaching plan and the progress is monitored by the Principal and the IQAC. Assignments, Group Discussions, student interactive teaching, remedial classes are effectively used for student improvement. ICT enabled teaching programmes have been initiated to upgrade the teaching methodology. Many teachers have been awarded Ph.D. and some are still pursuing the same. Teachers are relieved, whenever necessary, for faculty development programmes, orientation and refresher courses.

6.3.3 Examination and Evaluation

Teachers take periodic class tests for evaluating students throughout the year. The final examination is conducted by the university (twice a year in semester pattern).

6.3.4 Research and Development

Many teachers are actively engaged in research work leading to publication in various journals. Major and Minor research projects are funded by UGC and DST. A large number of faculty members are Ph. D. supervisors. The college is a recognized research centre for Chemistry and Microbiology.

6.3.5 Library, ICT and physical infrastructure / instrumentation

The library is computerized. Inlibnet system has been started. Many reference books and journals are procured for the upgradation of the library. The office is also computerized and connected through wide area networking. All the departments are provided with computers and internet facility. The campus is under CCTV Surveillance.

6.3.6 Human Resource Management

The institution follows recruitment policy as per the university and the Government of Maharashtra rules and regulations. After the staff approval by the Government agency, the posts are advertised in the regional and national newspapers. The interview committee for the faculty is approved by the Vice- Chancellor of the University. The decision of the interview committee is final. To improve the quality of human resource, the faculty members are required to submit annual performance based appraisal (PBAS) form, as prescribed by the UGC and ratified by the University.

6.3.7 Faculty and Staff recruitment

As per Maharashtra Govt./ UGC / RTM Nagpur University rules.

6.3.8 Industry Interaction / Collaboration

Students are encouraged to visit different industries as a part of educational tour. Humanities students visit places of historical importance as a part of interactive programme. Eminent personalities from industries are called for popular lectures. The college has a placement cell which organizes various programmes to facilitate the interaction of the students with industry.

6.3.9 Admission of Students

A single window admission process is carried out. Admissions are done as per Maharashtra Govt. rules and roster. Total number of Students in the session was 2223.

6.4 Welfare schemes for

| | |
|--------------|--|
| Teaching | Credit Co-operative Society, Consumer Co-operative Society |
| Non teaching | Credit Co-operative Society, Consumer Co-operative Society |
| Students | Canteen facilities. Concession in fees for deserving sportspersons. |

6.5 Total corpus fund generated

10,00,000

6.6 Whether annual financial audit has been done

Yes

No

6.7 Whether Academic and Administrative Audit (AAA) has been done?

| Audit Type | External | | Internal | |
|----------------|----------|-------------------------|----------|------------|
| | Yes/No | Agency | Yes/No | Authority |
| Academic | - | - | - | - |
| Administrative | Yes | Manish N. Jain & Co. | Yes | Management |

6.8 Does the University/ Autonomous College declare results within 30 days?

For UG Programmes

Yes

No

For PG Programmes

Yes

No

6.9 What efforts are made by the University/ Autonomous College for Examination Reforms?

Semester system in Science, Arts & Commerce has been introduced by the University. This year, only B.A.-Final and B,Com Final year are still in annual pattern.

6.10 What efforts are made by the University to promote autonomy in the affiliated/constituent colleges?

NIL

6.11 Activities and support from the Alumni Association

They are supportive of the efforts of the college for ensuring quality education. Suggestions for improvement are welcomed and implemented. Feedback is taken and analysed.

6.12 Activities and support from the Parent – Teacher Association

Conventional meeting. Proper feedback is taken and relevant measures are adopted.

6.13 Development programmes for support staff

Programmes meant to support the development of staff carried out at regular intervals.

6.14 Initiatives taken by the institution to make the campus eco-friendly

Tree plantation programmes organised. The importance of a sound ecology is impressed upon the students. The college ground as well as the garden is well maintained.

Criterion – VII

7. Innovations and Best Practices

7.1 Innovation introduced during this academic year which have created a positive impact on the functioning of the institution, Give details

The college has made several innovations which have helped in the smooth functioning of the college. These innovations are in academics, administration and other levels of the college working.

Feedback Mechanism, Computerisation of Administrative Block, Computerisation of Library, Zero – Balance Accounts, Academic Innovations, Sports Innovations, Innovations in Good Health Practises. Continuation of Clinical Research and Diagnostic Laboratory.

7.2 Provide the Action Taken Report (ATR) based on the plan of action decided upon the beginning of the year.

College has constituted a Bio Diversity Park Cell which has undertaken many programmes including maintenance of existing botanical garden and development of Tulsiban. A special area has been earmarked for development into green zone. Every year college undertakes tree plantation on Van Mahotsav Day. The institute is continuously monitoring campus improvement in terms of greenery development.

7.3 Give two Best Practices of the Institution / Department (*Annexure II*)

1. Total education – support to poor students and to promising sportspersons.
2. Good health monitoring and sports.

7.4 Contribution to environment awareness / protection

College has taken special interest in promoting and popularising eco-friendly campus. It has constituted a Bio- Diversity Park.

7.5 Whether environmental audit was conducted? Yes No

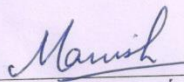
7.6 Any other relevant information the institution wishes to add. (for example SWOT Analysis)

IQAC has undertaken SWOT/SWOC analysis of teaching faculty. This analysis is being used as a reference for ensuring continuous improvement in the imparting of quality education.

8. Plans of institution for next year

- Renovation of Biochemistry Lab
- Renovation of Zoology Lab
- Renovation of gymnasium


Name Dr. Manish R. Chakravarty



Signature of the Coordinator, IQAC


IQAC
Sri Keshavnagar Pimpri College
Arts & Science & Commerce
Kamptee

Name Dr. M. B. Bagade



Signature of the Chairperson, IQAC

Officiating Principal
S.K.P. College of Arts & Science
& Commerce, Kamptee



ANNEXURE 1

Academic Calender 2016-17

International Yoga Day Celebrated on 21st June 2016.

Late Shri Rakesh Kumarji Porwal Punyatithi Programme, Blood Donation Camp & release of the Annual Magazine 'Kesari' 29th August 2016.

Seth Kesarimal Porwal Punytithi Programme followed by the annual Intercollegiate Debate Competition.

The topic of the debate: In the opinion of the house "Mobile Phone Mania is degrading Social & Cultural values in India" on 7th October 2016.

Founder's Day Celebrations on 7th January 2017.

Dept. of Urdu

1. Invited Dr. Ashfaque Ahmad for the Guest Lecture on 7th February 2017

2. Paid Tributes to legendary poets Firaq Gorakhpuri & Saeed Kamteevi on 24th August 2016.

Annual Co-Curricular Activities 02 January to 06 January 2017

Women's Development Cell Celebrated International Women's Day on 8th March 2017. Walkathon was arranged for the students from UG to PG.

A lecture on Shudh Lekhan in Marathi was organised by **Bhasha Abhyas Mandal** on 13th February 2017

One Day Workshop was organised to create awareness about sexual harassment of women at workplace act 2013 by **Internal Complaints Cell** on 27th February 2017.

One day Workshop on Shahaj Yog and Meditation was organised by **Health Awareness Cell** on 23rd February 2017.

Anti Ragging Cell held its regular meeting on 3rd April 2017.

Alumni Association held its meeting on 20th April 2017.

NCC unit of our college has completed 68 glorious years in the service of the Nation.

NSS organized 7 days special service camp in village Shirpur-Ghorpad. On 14th October, 'Reading Day' was observed on the occasion of the birth anniversary of Bharatratna Dr. A.P.J. Abdul Kalam. On 31st October, 2016 'National Unity Day' was celebrated to commemorate the birth anniversary of Sardar Vallabhbhai Patel. On 12th January, 2017, on the occasion of Swami Vivekanand's birth anniversary, 'Beti bachao, beti padhao' and 'Swaccha Bharat' programmes were organised.

Home Science Adhyayan Mandal organised Tree Plantation Programme on 1st July 2016, Envelope Making workshop on 6th September 2016.

Dept. of History celebrated Chhatrapati Shivaji Jayanti on 15th March 2017.

Population Club students participated in a camp organised by NSS on 28th February 2017 at Shirpur.

Grammonati Cell Students explained the importance of cleanliness to the residents of Shirpur Village in a door to door survey.

IQAC

1. IQAC organised a lecture on “Importance of NAAC” by Dr.Shrihari Pingle, IQAC Coordinator from Sangamner , near Pune on 4th Feb 2017.
2. Organised One Week Soft Skills & Personality Development Programme for students on 13th to 18th February, 2017.
3. Organised One Week Workshop on Enhancing Proficiency In English for staff on 6th to 11th March 2017.

NAAC peer team visit to college on 8, 9, & 10th August 2016.